

MySPPS Bus

Saint Paul Public Schools waxay kuu diyaariyeen qaab cusub oo aad ku ogaan kartid in baska iskuulka ee ilmahaagu saaran yahay imanayo xiligii loogu talo galay. Waxaan idiin soo ban-dhigaynaa app-ka MySPPS Bus, oo aad ka heli kartaan Google Play iyo Apple App Store-ka telefoonnada gacanta.



Xiligii loogu talo galay

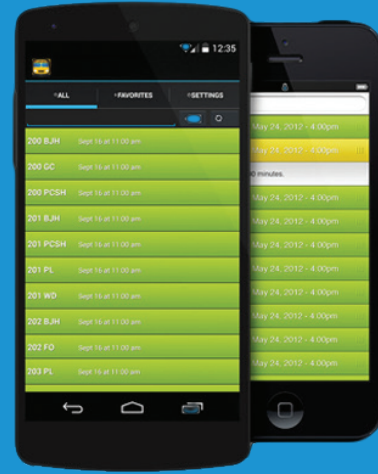


Dib-dhac 10 daqiiqo ka badan



Baska La-joojiyay

Macluumaad dheeri ah booqo spps.org/bus



App-ka MySPPS Bus wuxuu leeyahay:



Fariin ku soo dhacayso telefoonkaaga gacanta kuguna war-galinayso wadooyinka ay basaskoodu 10 daqiiqo in ka badan ka dib-dhacayaan xiligii loogu talo galay.



Barmaamij telefoonkaaga gacanta ku shaqeeyo si fududna loo adeegsan karo



In akhbaaraadka ku saabsan wadada basaska ,aad si fudud oogu sii diri kartid qaraabada iyo asxaabtaada adiga oo adeegsanaya fariin,email, facebook ama twitter,



Waxaad dooran kartaa wadooyinka basaska qaarkood oo aad doonaysid in aad si gaar ah u heshid akhbaaraadka ku saabsan.

Macluumaadka baska iskuulka ee barta internet-ka ku daabacan

Macluumaadka baska iskuulka waxaad sidoo kale ka heli kartaa barta internet-ka iskuulka.

Ka dhex raadi wadooyinka basaska iskuullada ka dibna soo dajiso (download ku samee) app-ka MySPPS Bus. Raaci /bus cinwaanka barta iskuulka. Mathalan: galtier.spps.org/bus. Barta internet-ka iskuulka si toos ah ayaa loogu soo gudbiyaa wixii soo cusboonaada saddexdii daqiiqaba mar.

Ma taqaanaa wadada baska(route-ka) ee uu ilmahaaga iskuulka ku aado?

La xiriir karaaniga iskuulka. Wadooyinka iskuullada oo dhan waxaa lagu magac aabaa magaca iskuulka iyo xaraf, sida "Central A." Basaska badanaa waxaa daaqada kaga qoran xaraf u tagaan wadada(route-ka) ay maraan.

Fadlan Ogow:


- In macluumaadka soo kordho ee baska iskuulka lagu soo qoro barta internet-ka iyo sidoo kale app-ka **MySPPS Bus** mar kasto oo shirkadaha basaska ay u soo sheegaan waaxda gadiidka ee SPPS in bas soo daahayo. Adeegani lamid ma ahan GPS, marka waxaa laga yaabaa macluumaadka cusub in aanan si dhaqsa ah u soo bixin.
- App-ka **MySPPS Bus** waxaa loogu talo galay kaliya in uu soo gudbiyo bas soo daahay ka dib markii la soo daabacay. Basaska waxaa dhacdaa in ay gadaal ooga soo kabsadaan waqtigii ka lumay. Qoysaska waa in ay ku xisaabtamaan in ay boosteejada soo istaagaan xiligii caadiga ahaa si ay u haleelaan hadii uu basku yimaado xiligii loogu talo galay.
- SPPS ma bixiyaan caawin xaga ciladaha farsamada oo ku saabsan app-ka ama barta internet-ka
- Iminka macluumaadka app-ka **MySPPS Bus** wuxuu ku daabacan yahay luuqada ingriiska kaliya

Qaabka App-ka loo dajisto:

1


2

3

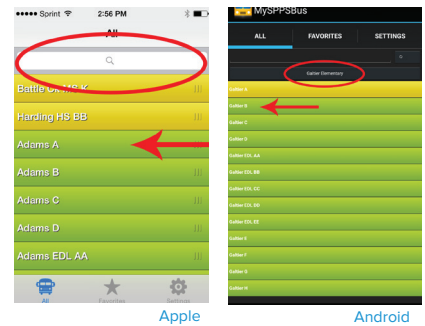


Google Play ama Apple App Stor- ka ka Soo dajiso ama Dowload ku samee App-ka magaciisu yahay MySPPS Bus. App-kani waxaad sidoo kale ka soo dajisan kartaa barta internet-ka ee iskuullada.

Tilmaam: App store-ka telefoonkaaga ka dhex raadi “St Paul Public Schools.”



Fur app-ka magaciisu yahay MySPPS Bus.

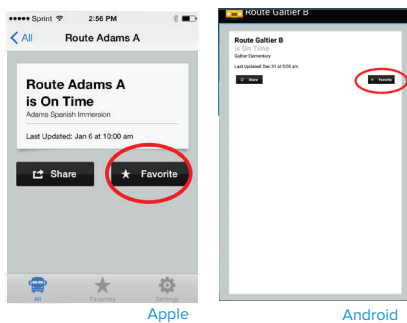


Liiska ka dhex-raadi magaca iskuulka aad doonaysid, dabadeedna dooro oo guji wadada baska uu ilmahaaga iskuulka u raaco.

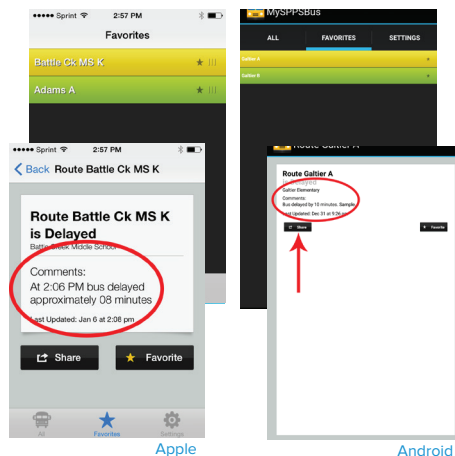
4

5

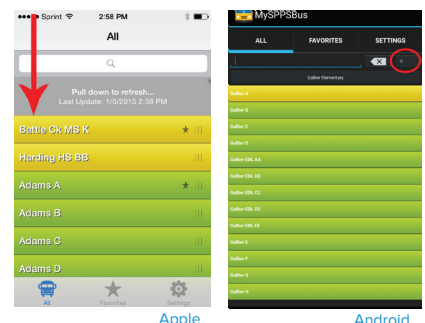
6



Ku keedso baska aad u dooratid in kuu noqdo “Favorite.” Ka dib waxaad ku arki doonta macluumaadka ku saabsan baska uu ilmahaaga raaco, qeybta Favorite-ka ee app-ka MySPPS Bus.



Waa sidan qaabka uu app-ka u eg yahay marka ay basaska aad dooratay mid ka md ah soo dib-dhaco. Basaska xiligii laga rabay imanayaan waxaa laguugu tusinayaa midab cagaar; kuwa soo daahayana midab Jaala ah. Si faaf-faahin dheeri ah oo ku saabsan dib-u-dhaca aad u heshid, riix qaybta jaalaha ah. Guji badhanka “Share” hadii aad rabtid in aad dad kale qaab fariin, email, facebook ama twitter ah oogu sii gudbisid macluumaadka wadooyinka.



Xususnool in aad had iyo jeer app-ka ku dhufatid refresh, si aad u aragtid macluumaadkii ugu dambeeyay.